


Position CardnumberName

Cardnumber/Name

1	5928
2	5927
3	5922
4	5923
5	5918
6	5920
7	5919
8	5921
9	Core Memory 5887
10	5917
11	5926
12	5924



335 336 Bad Caps

L505Y - Display Y-1R2

L505X - Display X-5R2


5928 Front



5928 Back




5927 Front




5927 Back




5922 Front




5922 Back




5923 Front




5923 Back




5918 Front




5918 Back




5920 Front




5920 Back




5919 Front




5919 Back




5921 Front




5921 Back




5887 Front




5887 Back




Rework
Repairs
5887 Memory




5917 Front




5917 Back




5926 Front




5926 Back



5924 Front




5924 Back




335 Front

Capacitor List

- 2x
- 50uF 50VDC
- 100uF 16VDC



335 Back




336 Front

Capacitor List

3x
100uF 25VDC

1x
100uF 16VDC
200uF 16VDC



336 Back




336 Bad Cap




336 with new
Capacitor

Old Cap:
200uF 16VDC


New Cap:
220uF 40VDC



L505 Front
Display Y




L505 Back
Display Y




L505
Connector 1R2
Display Y




L505 Front
Display X




L505 Back
Display X




L505
Connector 5R2
Display X




Keyboard
Front



Keyboard
Back



Keyboard
Connector




5223/blue
white wire to
error lights

Keyboard
Mode Switch



Keyboard
Wires for the
Mode Switch







Close up



Tape Drive
Front



Tape Drive
Back



Tape Drive
Model



Tape Drive
Head



Tape Drive
Belt



